




Growing Sunflowers Reading List

Books to accompany your gardening kit for summer!




The Sunflower House by Eve Bunting

A Sunflower's Life by Nancy Dickmann

Max Plants a Seed : A book about the Life Cycle of a Sunflower
by Kerry Dinmont

A Sunflower's Life Cycle by Mary R . Dunn

Sunflower by Susan H. Gray



Seed to Sunflower by Lisa H. Herrington







The Case of the Growing Birdfeeder by Eric Hogan

Mommy's Little Sunflowers by Angela McAllister

Let's Look at Sunflowers by Katie Peters

Sunflowers by Kate Riggs

From Seed to Sunflower by Mari C. Schuh





Growing Sunflowers!



Kit Contents:

- One pair of small gardening gloves
- 3 garden tools for little hands
- 1 envelope with pack of sunflower seeds, plus loose black oil seeds
- Sunflower activity sheets (provided with permissions by 123Home-school4me.com)
- Booklist for titles about growing sunflowers (see back of this page)

Growing sunflowers with children is an ideal outdoor activity as sunflowers grow quickly, they're low maintenance, and they're perfect for getting children of all ages interested in gardening! Create a sunflower house! Look for more varieties of sunflower seeds at your local garden center to grow! Happy sowing & growing!

Directions:

Choose an area of your garden that will get at least 6 direct hours of sunlight per day. For best results, loosen the soil to a depth of at least 5" prior to planting.

(remove all existing weeds)

Spread and mix *seeds into loosened soil. Gently press into soil (but do not pack)

Water gently every 1-2 days (when it doesn't rain), add sun, and watch them grow!

*Plant all of the seeds as some may not germinate.

