

Pop up Cards 2 Ways

Want to add a little pop to your cards? Want to make some cool cards? Learn how to make pop up cards. You will learn how to make two different types of pop up cards.



Materials List

2 x Template Page (One for the Bees and Ladybug and One with a cupcake)

1 x Glue Stick (One per family)

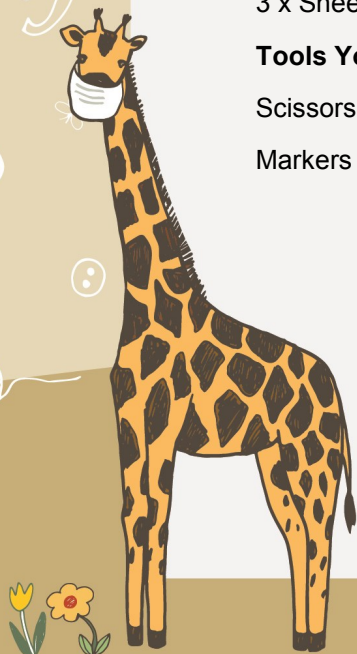
4 x Card Stock (1/2 sheets pre-cut)

3 x Sheets of Regular Paper (1 x White, 1 x Red, 1 x Yellow)

Tools You'll Need from Home


Scissors

Markers / Crayons / Colored Pencils




Pop Up Cards and other paper crafts


Isn't it amazing what you can make with paper? Enjoy the ideas and projects in these books.




My First Card-Making Book
Cico Kidz




Papercrafts for Children
Vivienne Bolton



Cool Paper Folding
Anders Hanson and Elissa Mann




ART2-D2's Guide to folding and Doodling
by Tom Angleberger



Paper Artist
by Gail Green




Paper Planes
by Jim Helmore



Paper Art Skills Lab
by Sandee Ewasiuk



Origami and Poetry
by Clover Robin



Cherry Blossom and Paper Planes
by Jef Aerts