

# READ.MAKE.DO.

## Braids, Loops, & Knots

Friendship bracelets are a great way to get creative, show off colors and designs we like, and remind people that we care about them. In this Read. Make. Do. Kit you will learn to make several different friendship bracelets, including jellyfish braids, knotted macramé-style bracelets, and finger loop braids. No matter your experience or skill level., you can make a bracelet for yourself or a friend

### This kit includes:

- Written instructions for the bracelet patterns
- Several colors of embroidery floss
- 1 jellyfish braid loom per child
- A piece of yarn for the finger loop braids

### From home you will need:

- Scissors
- Tape
- Something sturdy like a table leg




# Braids, Loops, & Knots

Looking for some great crafty and creative books? Try these!




**Craftily Ever After:  
The Un-Friendship  
Bracelet** by Martha  
Maker (1st in a series)

**Crafting Fun for Kids of  
All Ages: Pipe Cleaners,  
Paint & Pom-poms  
Galore, Yarn & String &  
A Whole Lot More** by  
Kim Uliana




**The Amazing  
Crafty Cat** by  
Cherise Mericle  
Harper




**The Magnificent Makers: How  
to Test a Friendship** by Theanne  
Griffith (1st in a series)

**Crafty Chloe** by  
Kelly DiPucchio



**100 Screen Free Ways to  
Beat Boredom** by Kris  
Hirschman

**The Crafts and Culture  
of the Vikings** by Joann  
Jovinelly



**Friendship Bracelets  
All Grown Up** by  
Suzanna McNeil

