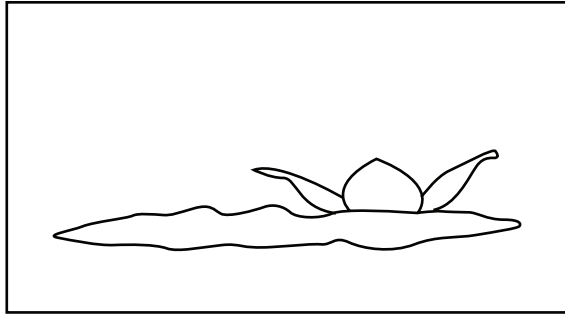


Tuesday


Drawing Tutorials

Follow the steps to draw the lily pad. This image is based on David Wiesener's "Tuesday" book.


When starting the drawing use light sketch lines. It's easier to erase light lines than dark lines.




1) Draw the lily pad and the bottom of the flower.




2) Add more petals.



3) Add more petals and filaments..



4) Add the remaining petals, reflection lines and water motion lines



6) Erase the extra lines and now the lily is ready for coloring.

Tutorial by Scott Rolfs